

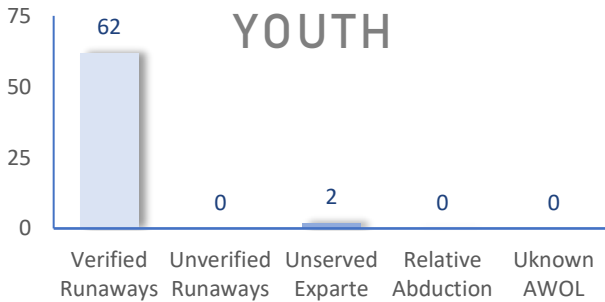
The following statistics show the status and demographics of absent Kansas foster youth and track DCF's successful recovery efforts.

RECOVERED YOUTH

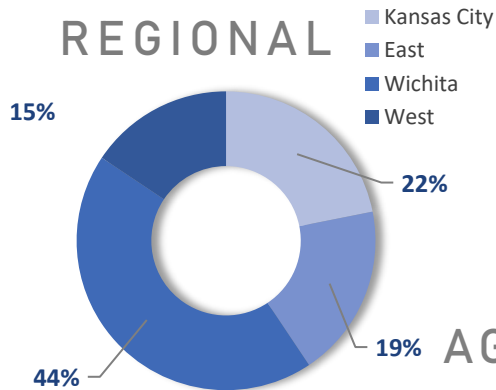


*A youth may be recovered more than once per month.

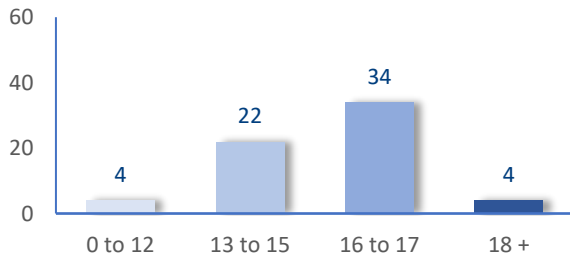
CURRENT AWOL YOUTH



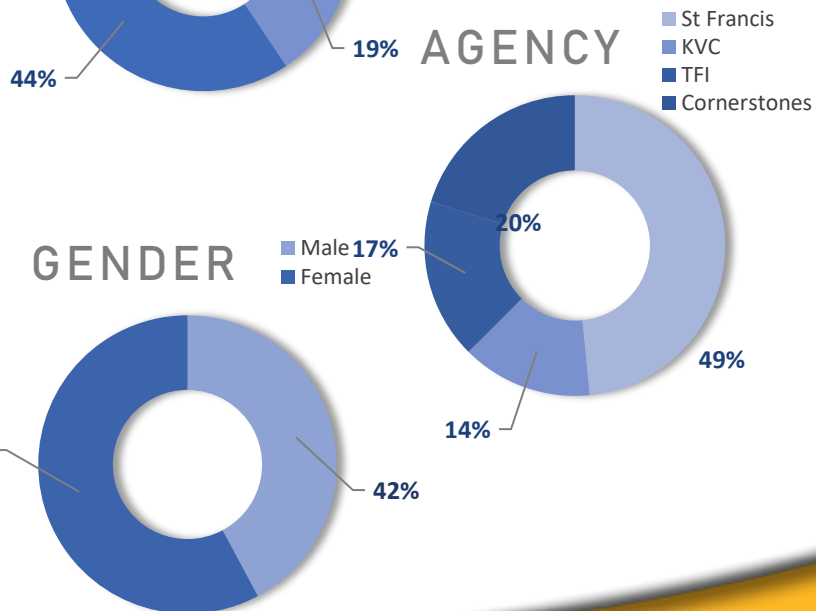
REGIONAL



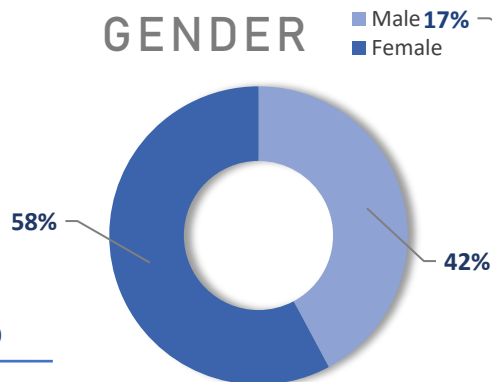
AGE



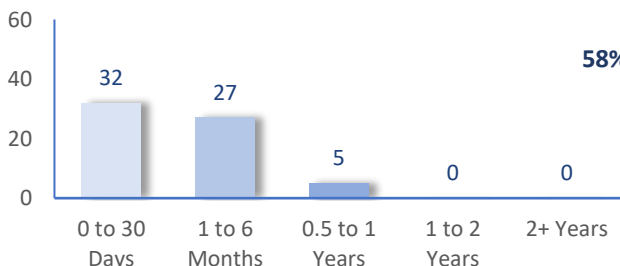
AGENCY



GENDER



TIME



DAILY AWOL YOUTH

2020

| June | | July | | August | | September | |
|------|--------|------|--------|--------|--------|-----------|--------|
| DATE | # AWOL | DATE | # AWOL | DATE | # AWOL | DATE | # AWOL |
| 1 | 71 | 1 | 67 | 3 | 67 | 1 | 63 |
| 2 | 71 | 2 | 67 | 4 | 66 | 2 | 63 |
| 3 | 72 | 6 | 67 | 5 | 69 | 3 | 63 |
| 4 | 73 | 7 | 65 | 6 | 67 | 4 | 63 |
| 5 | 70 | 8 | 67 | 7 | 67 | #REF! | #REF! |
| 8 | 68 | 9 | 66 | 10 | 67 | 8 | 66 |
| 9 | 67 | 10 | 67 | 11 | 65 | 9 | 65 |
| 10 | 69 | 13 | 65 | 12 | 63 | 10 | 64 |
| 11 | 74 | 14 | 66 | 13 | 64 | 11 | 64 |
| 12 | 75 | 15 | 68 | 14 | 61 | 14 | 64 |
| 15 | 78 | 16 | 66 | 17 | 63 | 15 | 64 |
| 16 | 73 | 17 | 66 | 18 | 63 | 16 | 62 |
| 17 | 73 | 20 | 65 | 19 | 63 | 17 | 63 |
| 18 | 75 | 21 | 66 | 20 | 62 | 18 | 59 |
| 19 | 77 | 22 | 62 | 21 | 61 | 21 | 61 |
| 22 | 76 | 23 | 61 | 24 | 63 | 22 | 63 |
| 23 | 74 | 24 | 61 | 25 | 63 | 23 | 59 |
| 24 | 70 | 27 | 62 | 26 | 68 | 24 | 63 |
| 25 | 68 | 28 | 61 | 27 | 69 | 25 | 64 |
| 26 | 67 | 29 | 62 | 28 | 66 | 28 | 62 |
| 29 | 64 | 30 | 62 | 31 | 66 | 29 | 60 |
| 30 | 67 | 31 | 63 | | | 30 | 64 |